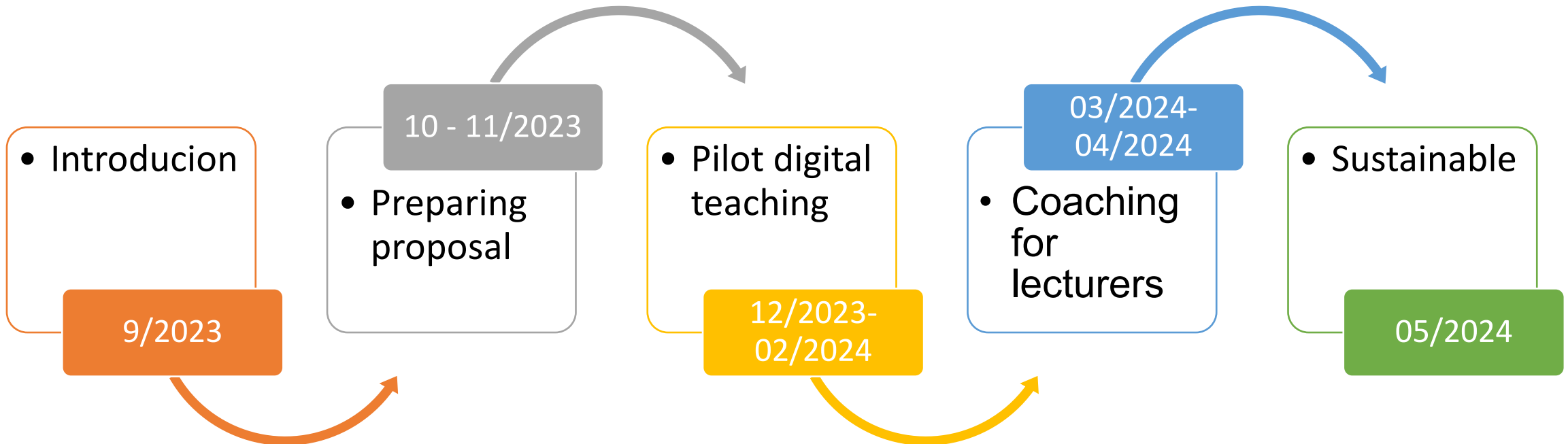




Action plan for the Curriculum development in Phu Xuan University

Quynh Tram Cao & Tran Thi Minh Chau

Action plan



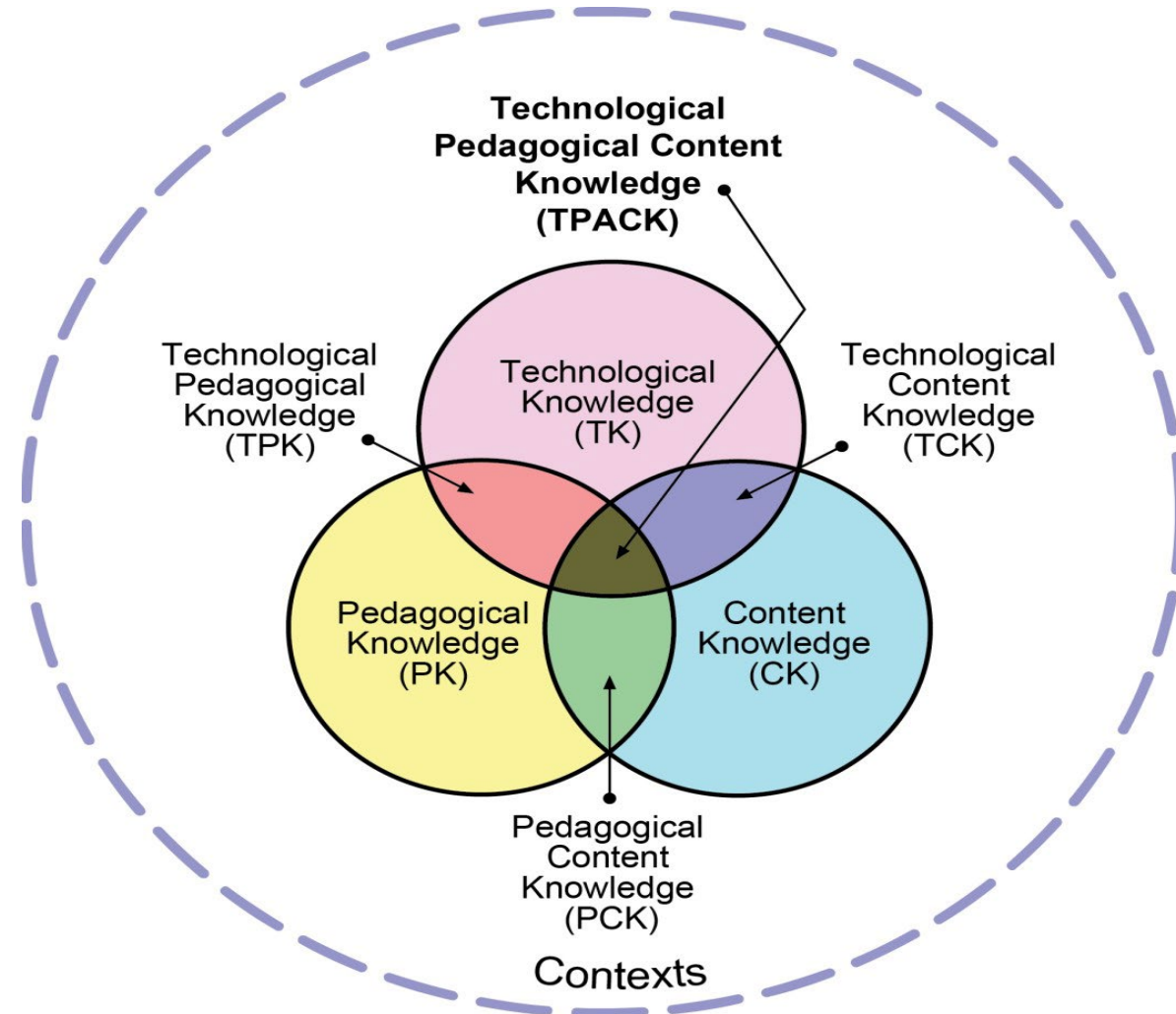
Step 1: Introduction

Deakin Uni	Deakin AAF Program	Phu Xuan Uni
<ul style="list-style-type: none">- flipped/ online flipped classroom- blended classroom	<ul style="list-style-type: none">- Blended learning pedagogical and education approach by George Aranda- Blended learning in STEM education by Dr. Lam Pham- Active learning, flipped learning and online flipped learning by Jeffrey Skolnick	<ul style="list-style-type: none">- Before pandemic: traditional classroom- During pandemic: online learning/teaching- Post pandemic: traditional classroom, use technology
<ul style="list-style-type: none">- hybrid classroom	Designing hybrid learning environment: Opportunities and challenge presented by Assoc Prof Wanty Widjaja	

Step 2: Preparing proposal

TPACK

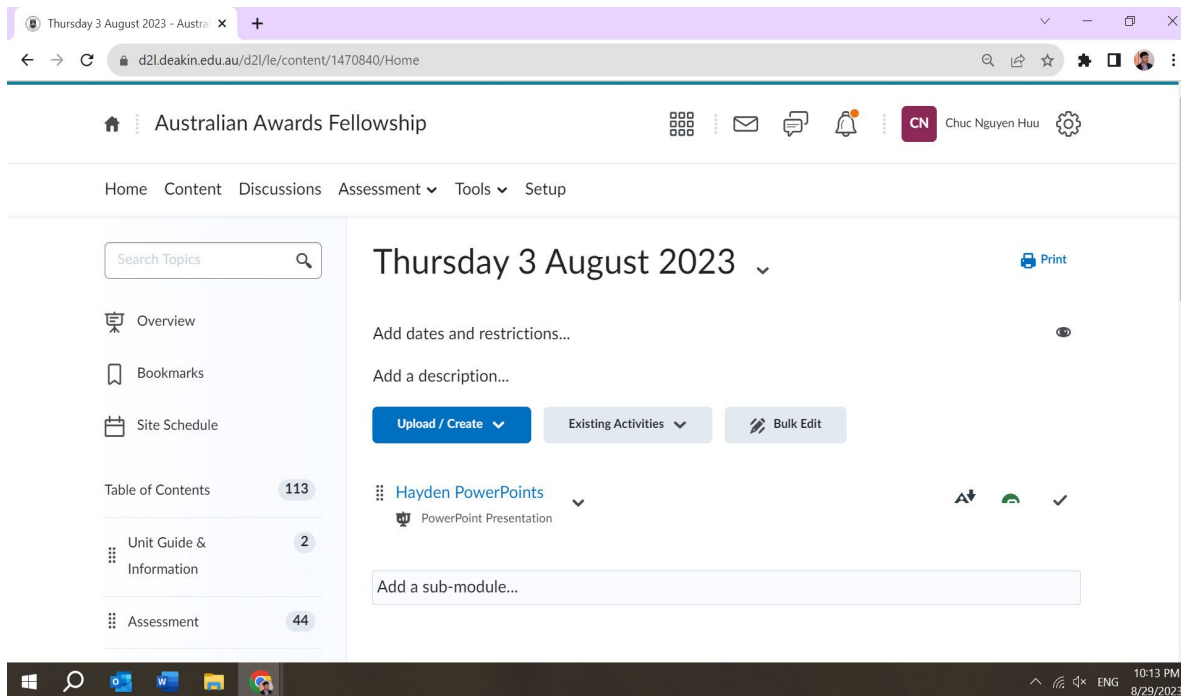
- **Technological Knowledge**
- **Content Knowledge**
- **Pedagogical Knowledge**



Step 2: Preparing proposal

I. Technological Knowledge

1. LMS system (Microsoft Team)



The screenshot shows a web browser window displaying the Microsoft Teams LMS interface. The browser address bar shows the URL d2l.deakin.edu.au/d2l/le/content/1470840/Home. The page title is "Australian Awards Fellowship". The user is logged in as "Chuc Nguyen Huu". The interface includes a navigation menu with "Home", "Content", "Discussions", "Assessment", "Tools", and "Setup". A search bar is present. The main content area shows a date filter for "Thursday 3 August 2023" and a "Print" button. Below this, there are options to "Add dates and restrictions..." and "Add a description...". A button labeled "Upload / Create" is visible, along with "Existing Activities" and "Bulk Edit" options. A list of activities is shown, including "Hayden PowerPoints" (PowerPoint Presentation). At the bottom, there is a field to "Add a sub-module...". The Windows taskbar at the bottom shows the time as 10:13 PM on 8/29/2023.



Step 2: Preparing proposal

I. Technological Knowledge

2. Digital Tools for teaching

- Kahoot
- Menti.com
- ...

Step 2: Preparing proposal

II. Content Knowledge

1. Curriculum

2. Syllabus

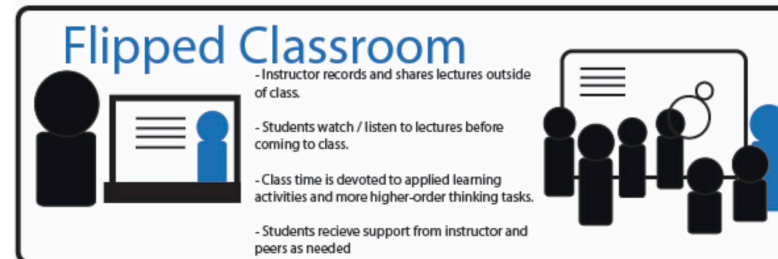
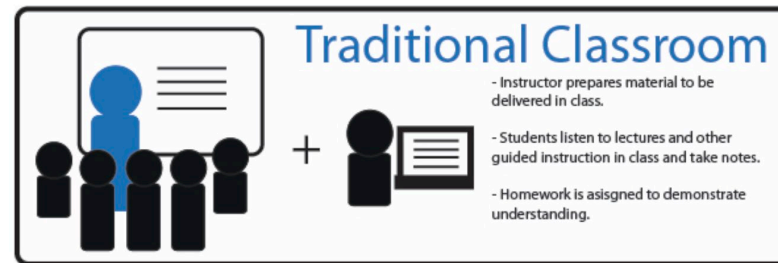
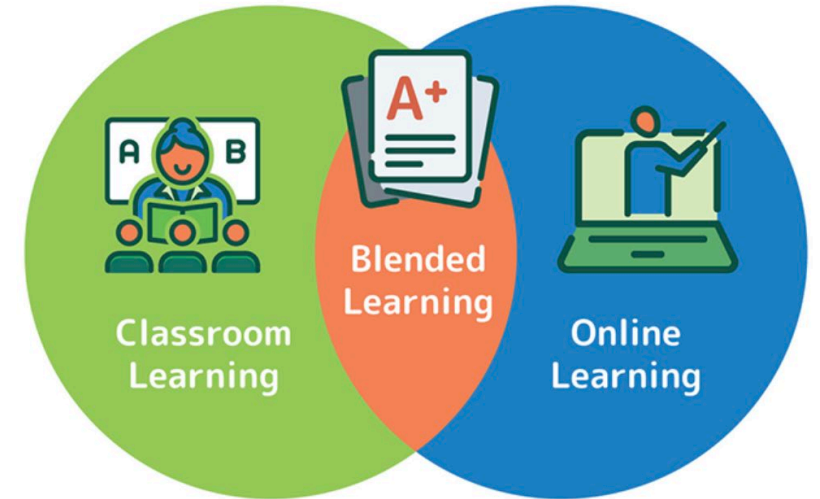
3. Lesson plan

Step 2: Preparing proposal

III. Pedagogical knowledge

1. Blended learning

2. Flipped classroom



Step 3: Pilot digital teaching

A brief teaching sequence in English grammar course

Topic: The present tense

Teaching duration: 50 minutes

1. Probe students' prerequisite knowledge (MCQ questions as diagnostic assessment: Kahoot!, Google forms, etc.) (optional)
2. Introduce the topic
3. Activities lead to the theory (including formative assessment: class discussions, Think pair share, etc.)
 - Videos
 - Discussion
 - Think pair share
4. Unpack the theory
 - Form of the present tense
 - Usage and examples of the present tense
5. Applications of students' understandings
 - online or in-class exercise as a form of summative assessment
6. Close the lesson



PHU XUAN
UNIVERSITY

A member of EQuest Education Group

Thank You!